



46ft

Technical Specifications





Characteristics

Length overall	14.2 mt
Length waterline	12 mt
Beam max (including fenders)	4,60 mt
Draft (lightship)	0.9 mt (with transmissions raised)
Displacement (lightship)	13 Tons
Fuel Tank	1800 lt
Fresh Water tank	350 lt
Navigation category CE 94/25	B
Certification CE	mod. B by RINa
N° passengers (including crew)	12
Maximum speed (prediction)	45 Kn
Cruising speed (prediction)	36 - 38 Kn
Building Process	Vacuum infusion of sandwich and single-skin composite
Building Materials	GRP (fiberglass) + PVC core + Vynilester resin

The purpose of these Specifications is to describe and explain the project, materials, machinery, equipment and construction of a luxury motor yacht, in accordance with the conditions of use. The supply includes all the objects specified hereinafter together with all other items necessary for proper furniture, fittings and equipment of all spaces. Cutlery, crockery, linen, towels, art and decorative items are excluded from the scope of delivery as well as all those items normally not supplied with this type of boats and anything not specified in this specification. Where required for the installation or maintenance of hidden systems, removable panels are installed. The spaces in which no explicit reference is made, nor entirely described in this specification, will be furnished and fully equipped in a proper manner as specified for other similar spaces. Any brand mentioned can be subject to replacement with another brand of similar value and performance.



Engines

STANDARD VERSION

Engines 2X CATERPILLAR 650 hp diesel

Engines 2x CUMMINS 550 hp diesel

OUTBOARD

Engines 4X MERCURY 400 hp

Engines 4X MERCURY 450 hp

The performance is estimated at following conditions: standard version of the yacht at 1/3 of load, clean hull, 25° air temperature, good weather conditions, special props set for those conditions



Mooring Equipment

Trefoil Stainless steel AISI 316 15 kg anchor.

Roll for chain, safety snap shackle and swivel joint.

Stainless steel chain Ø8mm, 50mt DIN766/ISO.

Anchor launching system with sliding arm SEASmart, with windlass QUICK MARINE and waterproof control.

Anodised aluminium pop-out mooring cleats: fore (2), aft (2), SEASmart.

Flush stainless steel hull protections from rope scratching.

Fender quick release system (4), SEASmart Smartlock.

Mooring lines (4), 15 mt, black.





Hull and Maindeck

Fender FENDERCARE.

Bow sunbed (Family version) or double bow sofa (Walkaround version).

Hull glasses in tempered layered crystal, fume, SOVIT.

Hinges in anodised aluminium, SEASMART.

Handles in anodised aluminium, SEASMART.

Deck drainages.

Deck courtesy lights, QUICK MARINE mod. Tina Led.

Windscreen in tempered layered crystal, SOVIT, with stainless steel details with Maori Logo.

Central area with two 4-seater sofas, storage underneath one sofa, large table convertible in sunbed with electrical lifters (2) LINAK.

Large stern sunbed.

Engine room door with hydraulic rams (2).

Dock discharges for black water tank and gray water tank, SEASMART.

Windscreen wiper, GALLINEA.

T-Top lights IP66, 6w, QUICK MARINE mod. Kai Led.

Pilot seats (3).

Rollbar with t-top in carbon fiber.

Deck in first-grade teak, 10mm thickness, COMILEGNO, with Sika sealings.

Galley furniture with:

- folding top
- storage
- sink in stainless steel with foldable tap
- induction hob with two burners, 230vAC
- fridges (2) or fridge and freezer, in stainless steel

Stern extractable shower, 3 mt pipe.

Shore Power Marinco 32A.


Swim ladder, hydraulic, PINCRAFT.

Marine audio system:

- 4x speakers central/stern area, JL AUDIO
 - 2x speakers bow area, JL AUDIO
 - 2x speakers inside cabin, AUDISON
 - 1x subwoofer inside cabin, AUDISON
 - Radio unit, FUSION RA770 Apollo
-

Cabin

Cabin hatch, with manual sliding movement under console.
Side glasses, fixed, SOVIT.
Air conditioning, CONDARIA.
Bathroom compartment with door.
Bow custom bed/sofa, with storage
Furniture with storage.
Strip led recessed lighting, QUICK MARINE.
Floor hatches, for storage and system inspection
Freezer, VITRIFRIGO.
Soft-Touch reading lights (2).
Bathroom sink, GLASS DESIGN.
Tap with mixer and hand-held shower, CEA DESIGN.
WC with bidet function, TECMA.
Gray water collector with pump, VETUS
Mirror
Roll holder, CEA DESIGN.
Bruch holder, CEA DESIGN.
Ceiling led lights QUICK MARINE.
Bathroom air extraction
Floor in first-grade teak, 10mm thickness, COMILEGNO, with Sika sealings.
Internal finishing in gelcoat.
Furniture finishing in painted wood
Desk in veneered wood.





Propulsion and Control

Engines CAT C8.7 650hp (2) with gearbox ZF, electronic throttles, data reported on multifunction display.

External surface Transmissions with coupling bar and dedicated hydraulic steering unit, and internal universal joint shafts (2), JDM.

Stern engine exhausts (2).

Bow thruster, electric 24vDC, Ø250mm, QUICK MARINE.

Three-layer Insulation/soundproofing for Engine Room and Technical Room Blowers and extractors in engine room, GIANNESCHI.

Smoke sensor in Engine Room.

Wheel, ISOTTA.

Onboard monitoring/automation system by PLC, with dedicate display inside cabin.

Fuel System

Structural fuel tank, 1800 lt, with inspections, with level reported on PLC.

Fuel intakes (2), SEASmart.

Outboard vents-overfills in stainless steel (2) for fuel tank.

Emergency shut-off valves for fuel lines, with remote control on pilot console.

Fuel filters for engines (2), RACOR.

Fuel filters for genset (1), RACOR.

Electric System

Marine generator 230vAC 50hz, with dedicate starting battery and battery charger, ONAN 6kw.

Batteries for engines start 24vDC (225Ah for each engine), MASTERVOLT.

Batteries for services 24vDC(650-900Ah), MASTERVOLT.

Battery cut-off switches.

Battery chargers, MASTERVOLT.

Battery parallel switch.

Galvanic protection by sacrificial anode.

Engine room and Technical room lighting, QUICK MARINE.

Buttons in deck and Pilot Console, marine-grade IP67, with light ring.

Buttons and plugs 220vAC inside cabin, BTICINO.

Plug (220vAC or USB) in pilot console, waterproof.

Oleodynamic System

Oleodynamic main unit to manage all onboard related consumers, with collectors and pumps 24vDC.



Fresh Water System

Structural fresh water tank, 350 lt, with inspections, with food-grade interior coating, with with level reported on PLC.

Fresh water intake, SEASmart.

Outboard vent-overfill in stainless steel for fresh water tank.

Electronic fresh water pump 24vDC.

Cold fresh water multilayer pipings, insulated hot fresh water multilayer pipings.

Boiler in stainless steel, 16 lt, 230vAC, ISOTHERM.

Gray and Black Water System

Black water tank 50 lt, certified, with macerator pump 24vDC.

Gray water tank 100 lt, certified, with discharge pump 24vDC.

Stainless steel outboard vent-overfill for gray water tank and black water tank, with anti-odor filters.

Underwater waste discharge and dock waste discharge, for black water, with valves.

Seawater System

Engines Seawater intakes, with brass ball valves, filters and certified pipings.

Services (Genset, AC, or other optionals) system Seawater intakes, with brass ball valves, filters and certified pipings.

Bilge System

Automatic bilge pumps, RULE 24v, in each compartment.

Bilge double level sensors, with alarm in PLC

Backup manual bilge pump with valves and suction lines in each compartment.

Navigation System

Navigation system GARMIN:

- Multifunction display GPSMAP 16"
- Chart reader
- Radio VHF 315i and antenna
- Helm feedback GRF10
- Depth Sounder transducer

Analog compass.

Navigation lights to comply COLREG, LOPOLIGHT. Horn.

Safety System

Fire extinguishing system for Engine Room, with automatic activation and manual control from Pilot Console. Agent: FM-200 non-toxic gas.

Hand-held extinguishers, 1kg, in each area.

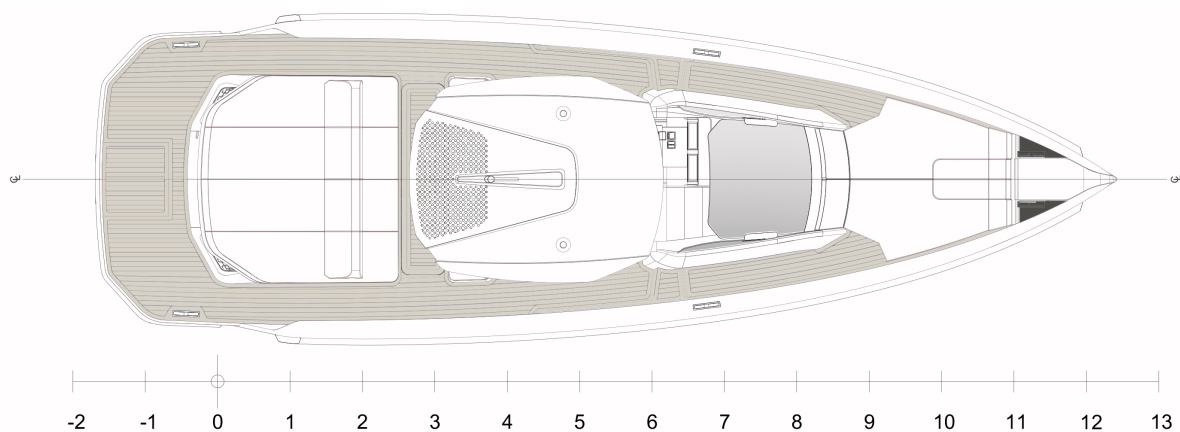
Life-jackets (12).

Anti-skid knurled flooring in engine room.

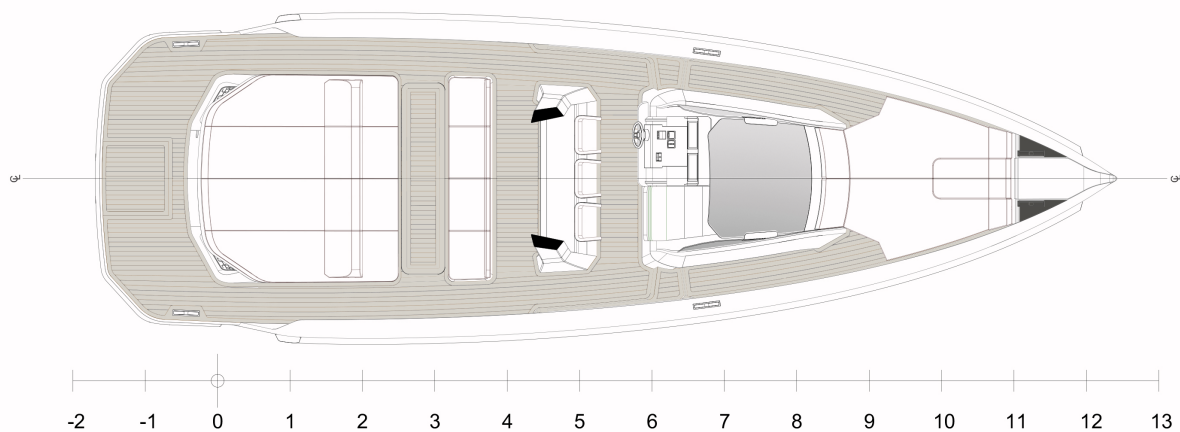
Safety equipment kit for navigation within 50nm from shore, including flares, smoke buoy, light buoy, life ring with rope.



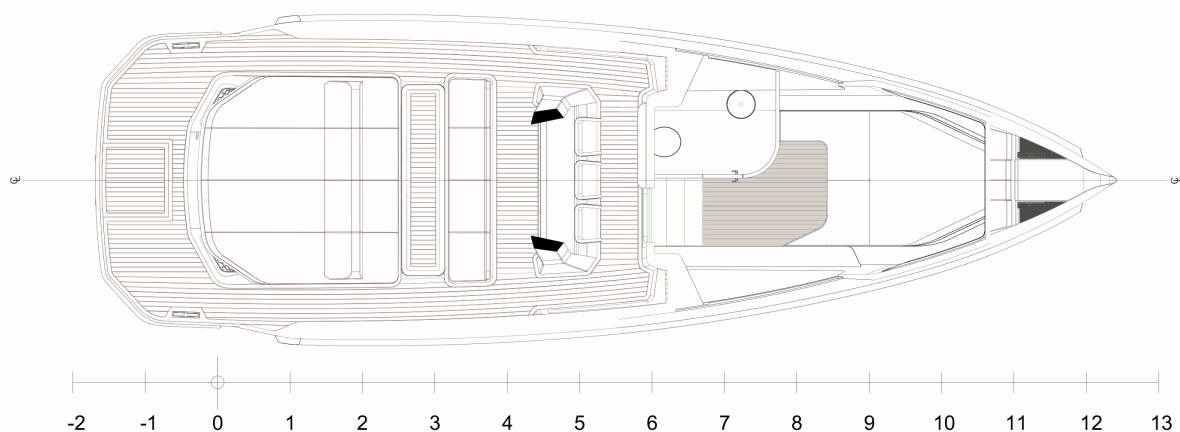




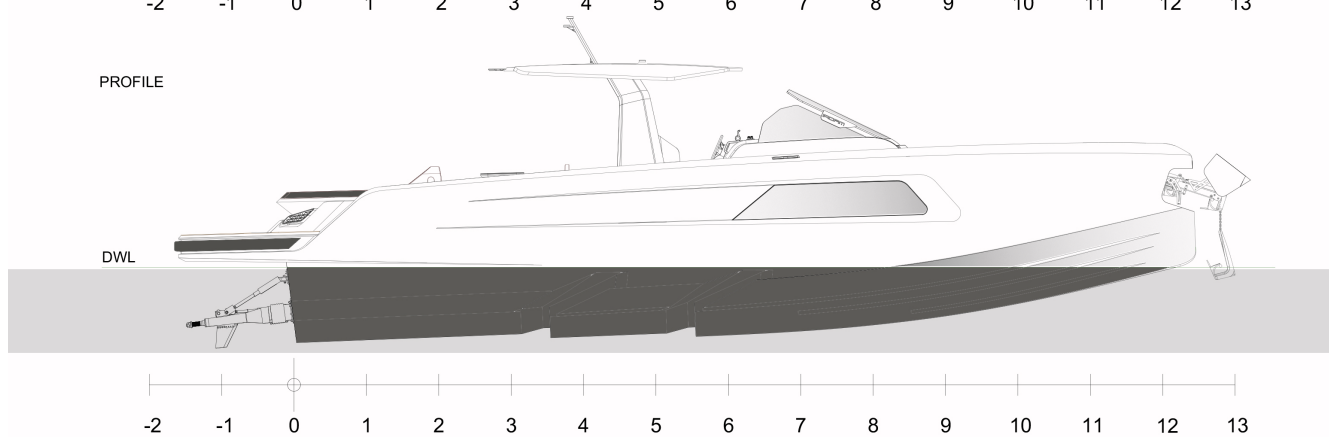
MAINDECK



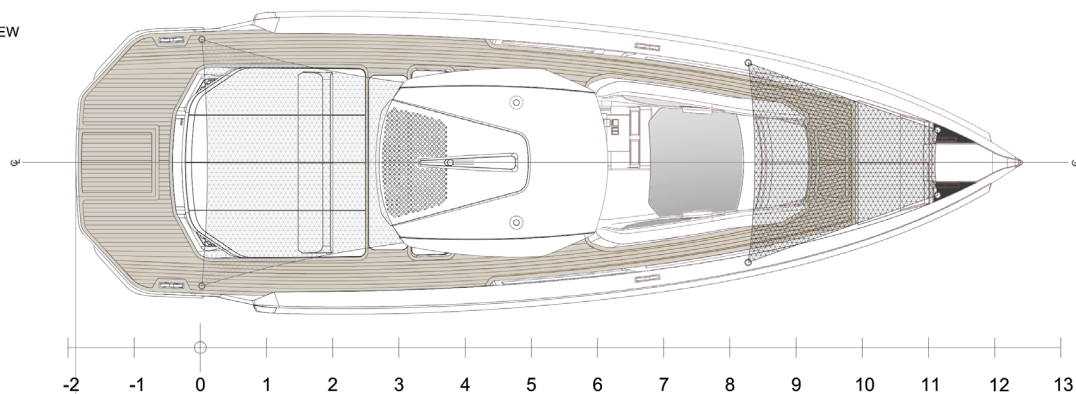
LOWERDECK



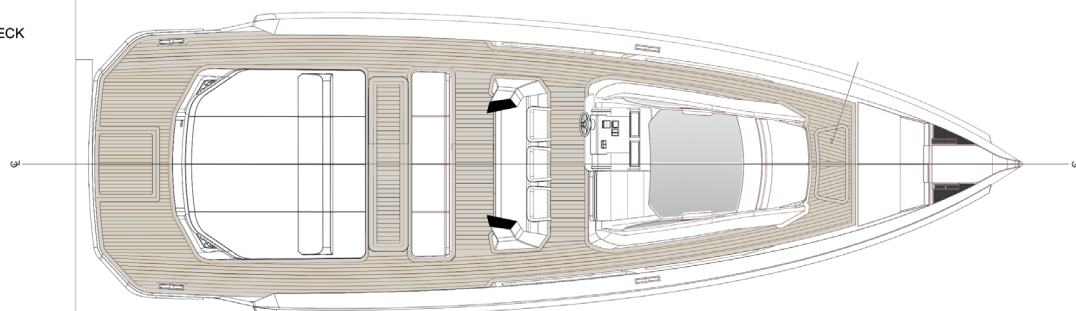
PROFILE



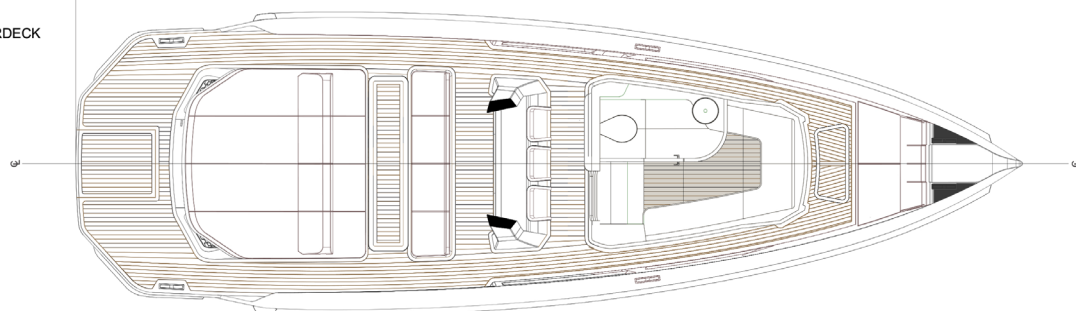
TOP VIEW



MAINDECK



LOWERDECK



PROFILE

